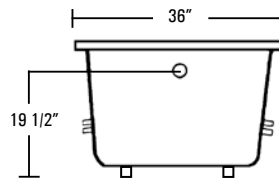
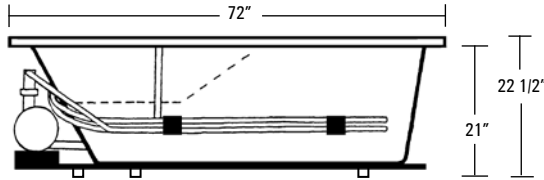

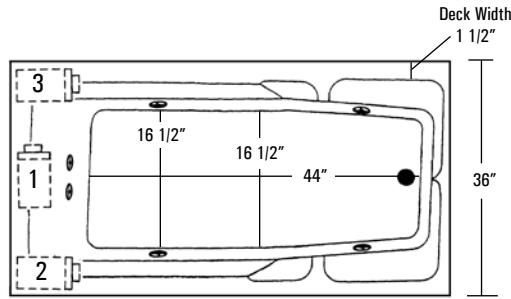


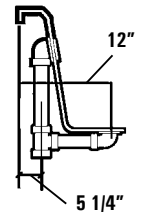
SYMPHONY 3

AQUATIC

SYMPHONY SERIES MODEL # AI7236SY / AI7236SYTO (Tub Only)



Rough-In Plumbing Measurements



SPECIFICATIONS:

GENERAL SPECIFICATIONS:

Tub Size	72" x 36" x 22 1/2"
	183 cm x 91 cm x 57 cm
Bathing Well	44" long
	16 1/2" wide
	19 3/4" interior depth
Maximum Water Depth	15 1/2"
Shipping Weight	169 lbs. / 77 kg
Tub Weight Filled	640 lbs. / 290 kg
Tub Only Weight	124 lbs. / 56 kg
Gallons to Overflow	62 gal. / 235 L
Gallons to Operate	52 gal. / 197 L

ELECTRICAL SPECIFICATIONS:

Pump	.80 HP; 5.5 AMP; 110V
Requirement	15 AMP; 110V, separate circuit required protected w/ Class A GFCI

STANDARD EQUIPMENT:

- 6 Hydrotherapy Jets including:**
- 2 Spinning Back Jets
 - 4 Directional Jets
- Aquatic Quality Features:**
- .80 HP Run-Dry Pump
 - Bath-Side On/Off Air Button
 - "Quiet Pad" Anti-Vibration Pump Mount for Quiet Pump Operation
 - Heat-bent Rigid PVC Piping for Optimum Sanitary Conditions
 - 2 Arm Rests
 - Color Matched Trim and Jets (Select Colors)
 - Slip Resistant Floor
 - Durable, Easy to Clean, Lucite® Cast Acrylic Surface
 - Available in 8 Standard No-Charge Colors
- UL & IAPMO Listed, Factory Tested**
Limited 10 Year Warranty

OPTIONAL EQUIPMENT:

- Comfort Pillow--Oval or Rectangle
- Bolt-On Grab Bars
 - White, Biscuit, Chrome, Polished Brass, Gold, Polished Nickel, Satin Nickel or Oil Rubbed Bronze
- 1.5 kW Inline Maintenance Heater (Pump Options 1, 2, 3)
- Lift & Turn Waste and Overflow
 - Chrome, Polished Brass, Gold, Polished Nickel, Satin Nickel or Oil Rubbed Bronze
- Cable Drive Waste and Overflow
 - Chrome, Polished Brass, Gold, Polished Nickel, Satin Nickel, Oil Rubbed Bronze or Color Matched (Bone, White and Biscuit Only)
- Factory Installed Rigid ABS Tile Flange
- Optional Pump Location
- Color Matched Acrylic Skirt

All acrylic colors featured by Aquatic match the industry's leading fixture manufacturers.

**Fax-On-Demand
Document # 1271**

